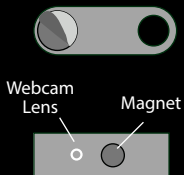
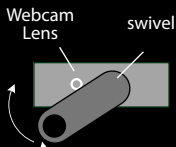


Installation:



1. Remove adhesive tab from magnet

2. Place magnet next to camera lens and press firmly



3. Place swivel on magnet

4. Swivel to open and close

Product Features:

- ▶ **Secure:** goes where you go and will not fall off whether the device is open or closed
- ▶ **Durable:** made from high-grade plastic
- ▶ **Won't Scratch:** designed to open and close without harming the camera lens

ANYONE CAN WATCH or RECORD YOU

through your webcam without you ever knowing it.

Protect your privacy today!



Great simple product.
Does exactly what I
needed.

- Jeff Payette, ID



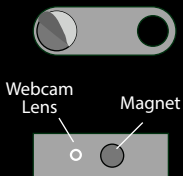
NO chance of being
spied on now! I feel
a lot better...

- Tatiana Miami, FL



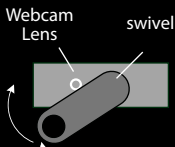
C-Slide Swivel

Installation:



1. Remove adhesive tab from magnet

2. Place magnet next to camera lens and press firmly



3. Place swivel on magnet

4. Swivel to open and close

Product Features:

- ▶ **Secure:** goes where you go and will not fall off whether the device is open or closed
- ▶ **Durable:** made from high-grade plastic
- ▶ **Won't Scratch:** designed to open and close without harming the camera lens

ANYONE CAN WATCH or RECORD YOU

through your webcam without you ever knowing it.

Protect your privacy today!



Great simple product.
Does exactly what I
needed.
- Jeff Payette, ID



NO chance of being
spied on now! I feel
a lot better...
- Tatiana Miami, FL



C-Slide Swivel